

URBANA

N A S C O

OUR URBANA COLLECTION

Lets us introduce you to Urbana & Urbana Wall! A booming city's pleasant getaways are crafted from raw surfaces and soft hues. With a very transitional ambiance and an urban look connected to the design world, Urbana has over 20 colors to choose from, for flooring and walls!

NASCO created this collection to showcase the diversity in design. As a designer, you can pair these colors with any style or elegantly match the colors within a space. This series tells the world that is constantly elevating.



Urbana Dark Grey

URBANA



Coastal

12" x 24"
12" x 12"
24" x 24"
24" x 48"



Dust Blue

12" x 24"
12" x 12"
24" x 24"
24" x 48"



Jasper

12" x 24"
12" x 12"
24" x 24"
24" x 48"



Metropolis

12" x 24"
12" x 12"
24" x 24"
24" x 48"



Mist Grey

12" x 24"
12" x 12"
24" x 24"
24" x 48"



Pearl

12" x 24"
12" x 12"
24" x 24"
24" x 48"



Titanium

12" x 24"
12" x 12"
24" x 24"
24" x 48"



Sand

12" x 24"
12" x 12"
24" x 24"
24" x 48"



Tan

12" x 24"
12" x 12"
24" x 24"
24" x 48"



Urbana Sand

URBANA WALL



Ambition

3" x 12"
6" x 24"



Aqua

3" x 12"
6" x 24"



Balance

3" x 12"
6" x 24"



Cashmere

3" x 12"
6" x 24"



Dew

3" x 12"
6" x 24"



Essential Grey

3" x 12"
6" x 24"



Jet Black

3" x 12"
6" x 24"



Nimbus

3" x 12"
6" x 24"



Wisdom Grey

3" x 12"
6" x 24"



Studio Beige

3" x 12"
6" x 24"



Symphony Blue

3" x 12"
6" x 24"



Pure

3" x 12"
6" x 24"

URBANA WALL



Urbana Wisdom Grey + Essential Grey + Pearl Floor



Urbana Aqua + Dust Blue Floor

Urbana Nimbus + Symphony Blue + Coastal Floor





URBANA/URBANA WALL















Sizes: 12"x 24", 12"x 12", 24" x 24", 24"x 48", 6" x 24", 3" x 12"

Finish: Matte/ Chiseled/ Raw/ Glossy Wall

Mosaics: 12"x 12" (2"x 2" dot)

Technical Specifications

This product meets or exceeds all standards described in ANSI A137.1.

	SPECS	TEST METHOD	INDUSTRY STANDARD	NASCO VALUES	
	WATER ABSORPTION	ASTM C373	≤0.5%	≤0.4%	
	 0.5% or less water absorption	ASTM C373	0.5%	Meeting the water absorption criteria of the American national standard PTCA	
	SURFACE WEAR RESISTANCE	ANSI A137.1	Surface Wear-resistance properties of glazed vitreous and porcelain tiles.	ALL RESIDENTIAL / COMMERCIAL	
	CHEMICAL RESISTANCE	ASTM C650	A tile sample is placed in continuous contact with a variety of chemicals for 24 hours. No sample must show visible defects.	NOT AFFECTED	
	D.C.O.F. AcuTest®	ANSI A326.3	≥0.42 WET	≥0.42 WET	
	STAIN RESISTANCE	ASTM C1378	Surfaces are exposed to staining agents for 24 hours followed by four cleaning procedures. Results are recorded post cleaning.	NOT AFFECTED	
	BREAKING STRENGTH	ASTM C648	≥250 lbf	8mm ≥300 lbf 10mm ≥400 lbf	
	RESISTANCE TO FREEZE	ASTM C1026	A tile sample is subjected to repeated processes of freezing and thawing. Sample must show no visible defects.	RESISTANT	
	WARPAGE EDGE	ASTM C485	±0.40% or ±0.05 in (±1.8 mm)	± 0.40%	Rectified
	WARPAGE DIAGONAL	ASTM C485	±0.40% or ±0.07 in (±1.8 mm)	± 0.40%	Rectified
	WEDGING	ASTM C502	±0.25% or ±0.03 in (±0.8 mm)	± 0.25%	Rectified
	WARPAGE EDGE	ASTM C485	±0.50% or ±0.07 in (±1.8 mm)	± 0.50%	Calibrated
	WARPAGE DIAGONAL	ASTM C485	±0.50% or ±0.07 in (±1.8 mm)	± 0.50%	Calibrated
	WEDGING	ASTM C502	±0.50% or ±0.08 in (±2.0 mm)	± 0.50%	Calibrated
	THICKNESS	ASTM C499	Range: ± 0.04 in	≤0.04 in	

• Due to the inherent nature of fired porcelain tile, it is important to note that the coefficient of friction may vary within and between product runs.

SIZES

TILES

Height	Width	Thickness	Nominal
12"	24"	3/8"	YES
12"	12"	3/8	YES
24"	24"	3/8	YES
24"	48"	3/8	YES
6"	24"	3/8	YES
3"	12"	3/8	YES

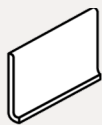
Finishes: Matte/ Grooved/ Textured



Finishes: Wall Glossy



Bullnose Base:
3"x12"
6" x 24"(walls only)



Covebase:
6" x 12"



Mosaic 12"x12"
2"x2" 36 dot
(textured/matte only)

ORDER NOTE

Matte is a naturale matte finish that replicates the finish of the material on which it is based. For a stone and concrete effect tile, the surface will be very similar to the look and feel of the natural material.

All sizes are nominal and in inches. Special cut sizes and additional trim pieces are available upon meeting a required minimum order quantity.

"Wet" application only applies to matte or textured finishes

INTERIORS	EXTERIORS	WALLS
FLOORS	APPLICATIONS	WET
RESIDENTIAL	COMMERCIAL	HIGH-TRAFFIC



DCOF .42 – PASS
MATTE FINISH



45% PRE-CONSUMER
RECYCLED CONTENT

Think Sustainability.



At NASCO, we value our awareness to minimally reduce the impact of our architectural materials on our environment and natural resources. This can include the use of recycled materials, energy-efficient manufacturing methods, and sourcing materials locally to reduce transportation-related emissions.

THE MAIN STAGES OF A SUSTAINABLE PRODUCTION PROCESS:



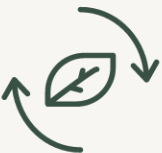
WASTE REPURPOSING

99.9% of the waste produced is recycled or repurposed, fostering a sustainable and circular economy.



WATER REUSE

Reuse 100% of the water in the production process through the application of the a closed circuit, which avoids the rampant use of such an essential and limited resource on the planet.



REGENERATIVE EXTRACTION

Preservation of biodiversity, the control of water quality and the reduction of CO2 emissions.



CLEAN ENERGY

Ceramic tile manufacturing process heat is recycled as an energy source. For a more shrewd use of the natural resources, invest in clean energy (the production process uses 100% natural gas).



RECYCLED CONTENT

Most of collections contain pre/post consumer recycled content. Please refer to our website to check out which collections contain recycled content.

